

# SIDE-OF-POLE MOUNTS



DP&W Side-of-Pole Mounts are available in both painted steel (PS) and aluminum (AL) versions. This sheet describes our standard line of mounts. DP&W specializes in custom design and fabrication and can build mounts to meet your exact needs.

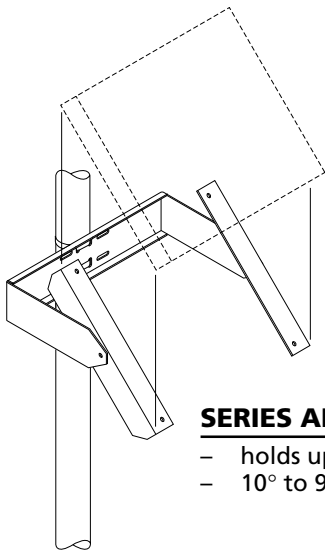
## SPECIFICATIONS

### MATERIALS

**ALUMINUM (AL) SIDE-OF-POLE MOUNTS:** Formed aluminum parts are made of 5052-H32 aluminum. All extrusions used are 6061-T6 structural alloy. Corners are coped, edges are sanded and holes are deburred. Stainless steel module mounting hardware and rack assembly hardware are provided with each rack.

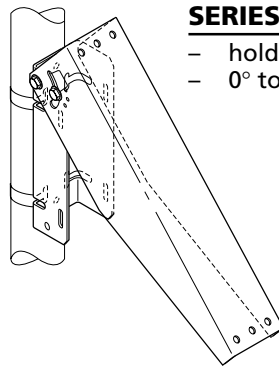
### ELEVATION ANGLE ADJUSTMENT

**AL & PS:** Tilt-angle adjustment varies with rack design. See drawings.



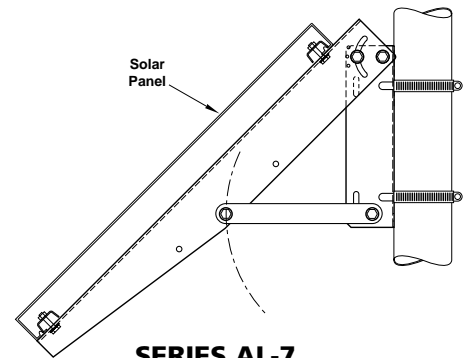
#### **SERIES AL-1.5**

- holds up to 1.5 ft<sup>2</sup>
- 10° to 90° (vertical)



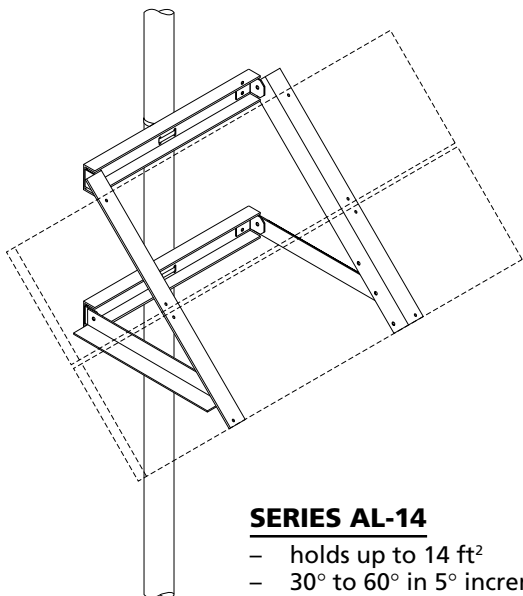
#### **SERIES AL-5**

- holds up to 5 ft<sup>2</sup>
- 0° to 90° (vertical)



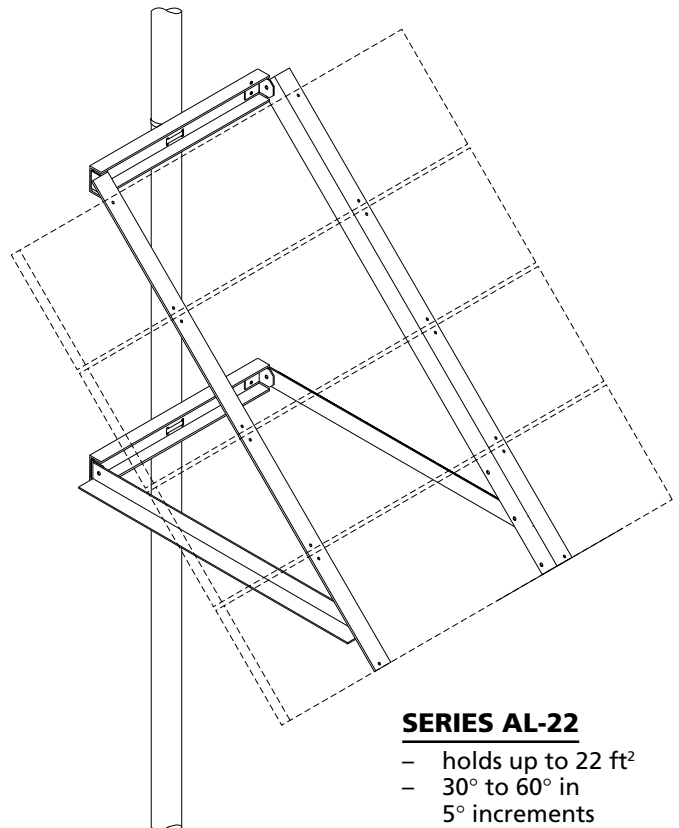
#### **SERIES AL-7**

- holds up to 7 ft<sup>2</sup>
- 30°, 45° & 60° standard



#### **SERIES AL-14**

- holds up to 14 ft<sup>2</sup>
- 30° to 60° in 5° increments



#### **SERIES AL-22**

- holds up to 22 ft<sup>2</sup>
- 30° to 60° in 5° increments